




LCD-MESH

A New Generation of Outdoor
Transparent LED Display


Ultra Slim & Lightweight · Energy Saving · EMC CLASS B



PROFESSIONAL · CAPTIVATING · INNOVATIVE

Tel: 1300 841 542
Web: www.aurorasignage.com.au

Ultra Slim & Light-weight Structure Facilitates Simple Installation



Ultra Slim &
Lightweight



Front or Rear Access
Maintenance



Large-size
Cabinet Design



Large-size Module
Design



Front or Rear Access
Installation



Minimum
90° Splicing

Super energy efficient, using up to 35% less power than standard outdoor mesh products

Energy-saving display module design

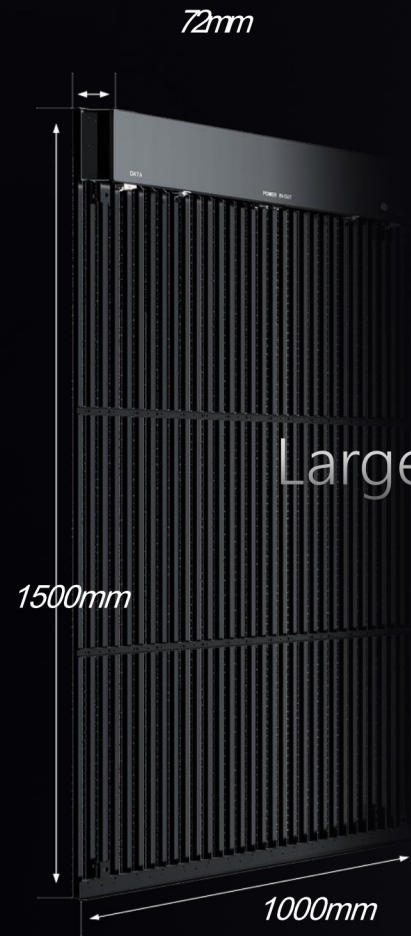
Top brand Gold-Wire LEDs

Wire Free Display Module

OEM brand high-efficiency PFC Power Supply

Industry standard control system with automatic brightness adjustment*





LDC-1500MESH Cabinet Size

Ultra-slim Cabinet

Large Cabinet Design, Convenient Installation




LDC-1000MESH Cabinet Size

Efficient Installation

Cabinet can be installed from front or rear side for maximum flexibility to suit the onsite environments

Connection piece is designed with a unique fine tuning function to adjust alignment, avoiding repeated work and ensuring overall screen flatness




Efficient Installation

4 LED strips per display module

Standard cabinet can achieve 90° splicing to satisfy various creative installation requirements



Standard beveled cabinet supports 90° splicing, saving time and labour



Arc splicing cabinets support radius of greater than 1.93m, allowing arc, corner and other creative installation applications

High IP Rated Ultra-lightweight Cabinet

LDC-1500MESH Square Meter Weight: 13Kg

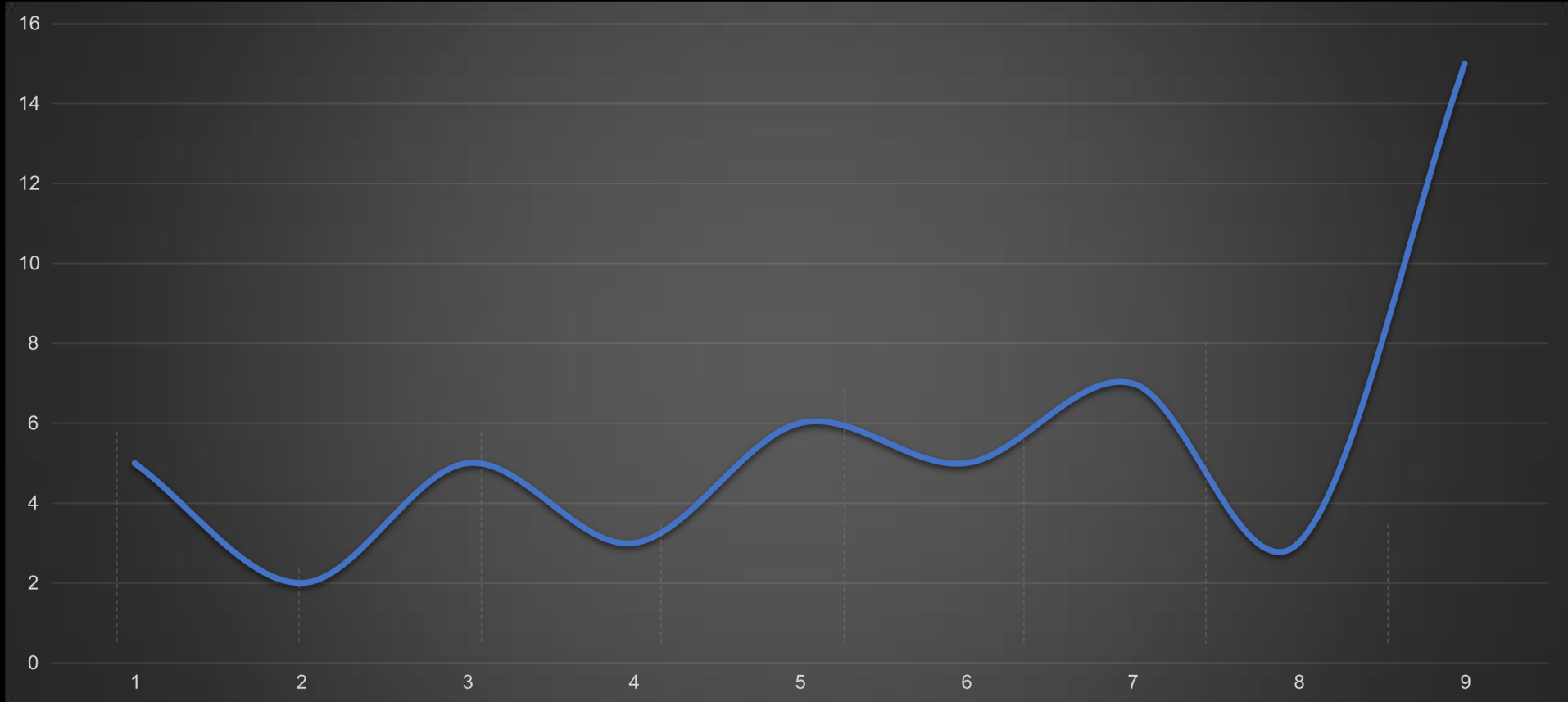
LDC-1000MESH Square Meter Weight: 17Kg

Fully enclosed & dust-proof cabinet design enable a stable and long operational life


Integrated design brings ultra-slim cabinet and an elegant appearance



Power-saving design uses 35% less energy than traditional products




* Data as recorded in Aurora test facility. Brightness used in power consumption test is 7000 cd/m². All data above is subject to change without notice.



Wire-free Module = Stable and Reliable

Wireless hard connection is free from wiring to the module, allowing fast and trouble free module replace and efficient installation.



Using top brand Gold-Wire LEDs product prolongs service life and provides stable image quality

Aurora's OEM brand PFC power supply is stable, reliable, and energy efficient

- No DC cables inside power box, ensuring energy saving and reliable supply of power




Industry standard intelligent LED control system, providing user with convenient operation

Supports automatic brightness adjustment*



Self Adaptive Brightness*



Energy Saving



Environmental Friendly

*Optional add on

Installation Examples



Technical Parameters



Product Model	LDC-1500MESH	LDC-1000MESH
LEDs Type	DIP346	
Pixel Pitch (mm)	31.25 x 15.625	
Cabinet Resolution	32x96	32x64
Cabinet Dimension (W*H*D)	1000*1500*72	1000*1000*72
Cabinet Weight (kg)	20	17
Refresh Rate (Hz)	1920/3840	
Brightness (nits)	7000-10000	
Transparency	67%	
Viewing Angle (H/V)	120/60	
LEDs Service Life	≥100000h	
Cabinet Material	aluminum profile + sheet metal power box	
Gray Scale (Bit)	16	
IP Rating	Front / Rear IP65	
Input Voltage (V)	AC100~240	
Maintenance Mode	Front or Rear	
Operating Temperature (°C)	-20 - 50	
Operating Humidity (RH)	10%~90% No condensation	





AURORA SIGNAGE

Professional | Captivating | Innovative

3/60 Grove Avenue, Marleston SA 5033
sales@aurorasignage.com.au
www.aurorasignage.com.au

T: 1300 841 542
ABN: 22 620 120 836